

Turbotron // VTH40, VTM40



VTH40

BEST
SELLER

VTM40

Your advantages

Series	VTH40	VTM40
	<ul style="list-style-type: none"> • Cost optimized version 	<ul style="list-style-type: none"> • Pressure rating up to 50 bar

Type	VTH40	VTM40
Material pipe section	Brass	
Flow range	0.4...25 m ³ /h (6.7...417 l/min)*	
Accuracy	±7 % of the measured value between 0.4...3 m ³ /h ±5 % of the measured value between 3...25 m ³ /h	
Repeatability	±0.5 %	
Signal output	From 0.28 m ³ /h	
Medium temperature	0...85 °C (non-freezing)	
Pressure rating	PN 10	PN 50
Nominal diameter	DN 40	
Process connection	G 2 male thread, supplementary screwed connection recommended	
Sensor	Hall effect sensor	
Output signal	→ Pulse rate / K-factor → Resolution → Signal shape → Signal current	
Electrical connection	2 m PVC cable, shielded (T _{max} = 75 °C)	4 pin plug connector M12 x 1
Power supply	10...30 VDC optional 4.5...26.5 VDC	6.5...24 VDC short circuit proof and reverse polarity protected
Degree of protection	IP54	
Max. particle size in the medium	< 0.63 mm	
Integrated screen filter	Flat filter, mesh size 0.63 mm	

* not suitable for continuous operation

Options

See order code

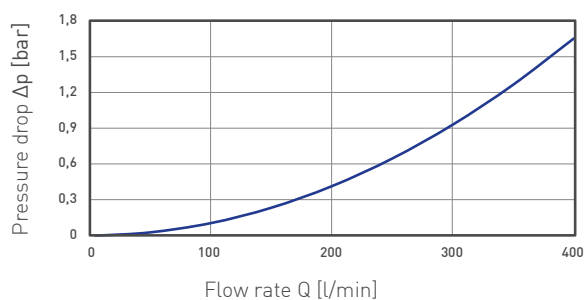
Turbine flow transmitter, analogue output 4...20 mA ($T_{\max} = 80\text{ °C}$)

see options Turbotron

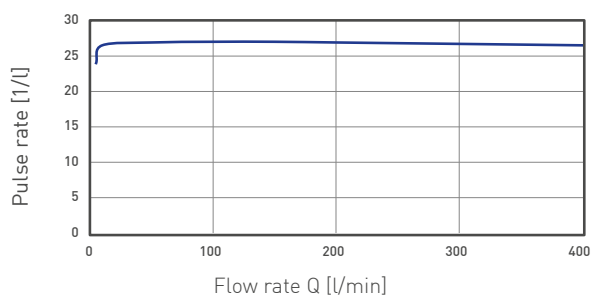
Turbine flow switch, switching output (contact) ($T_{\max} = 80\text{ °C}$)

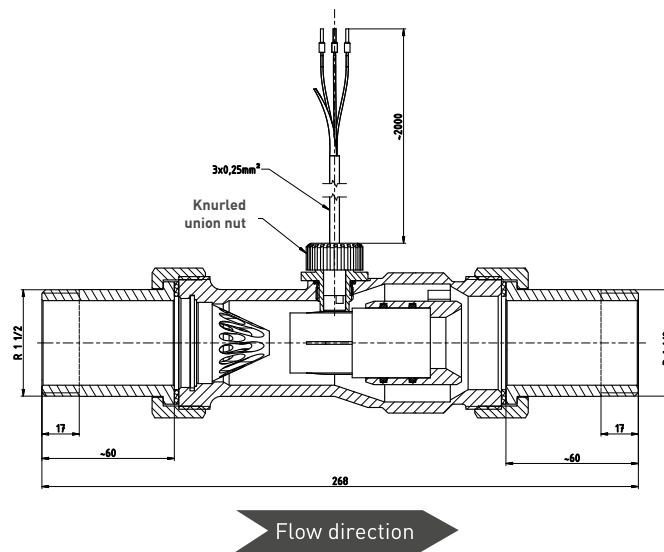
see options Turbotron

Typical pressure drop



Characteristic curve





Materials in contact with fluid





	VTH40	VTM40
Pipe section	Brass CW724R	
Turbine cage	PS-ST Xarec® 20 % glass fibre reinforced	
Rotor	PS-ST Xarec® 20 % glass fibre reinforced	
Shaft	Stainless steel 1.4539	
Bearing	Sapphire / PA	
Housing for hall sensor	PS-ST Xarec® 20 % glass fibre reinforced	Brass CW602N / CW614N
O-ring	EPDM	
Flow guiding cone	POM	
Screen filter	Stainless steel 1.4301	
Retaining ring	Stainless steel 1.4122	

Order code			
Type			
VTH40 / VTM40			VT4025MS
Version			
VTH40	Standard	10...30 VDC	HNP000F
	Option	4.5...26.5 VDC	HKP000F
VTM40			MNS000F
Options*			
Electronics for VTM40			
Including transducer 4...20 mA			
→ Corresponds with 0...150 l/min			E
→ Corresponds with 0...250 l/min			F
→ Corresponds with 0...400 l/min			G
Switching output VE			6
Switching output VE with pulse output			7
Example order number			VT4025MS HNP000F E

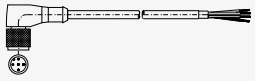

* If you do not require any of the options, digits of the order code do not apply.

BEST
SELLER

Type	Order number
VTH40 Power supply: 10...30 VDC, without electronics	VT4025MS HNP000F

Order code				
Series	Connection adapters*			Order number
VT40		Screw coupling G 1 1/2-ISO 228 with integrated temperature sensor Pt100 / 3-wirer	Brass, gasket Centelen	VT1311
		Screw coupling R 1 1/2-DIN EN 10226-1 2004-10		VT40Z00000002
		Screw coupling G 2-ISO 228		VT40Z00000001
		Soldering coupling for copper pipe Ø 42 mm PN 16		VT1313

* Supplied piecewise

Order code				
Series	Connection cables		Length	Order number
VT40		Connection cable for turbine flow sensor with cable socket M12 x 1 moulded lead, 4 pin, shielded, sheathing material PUR (Tmax = 70 °C) UL-approval	3 m	XVT2053
			5 m	XVT2009
		4 pin cable socket M12 x 1 angle type unassembled		VT1331

